

Product: AMRCHAIR AND SOFA WITH LOW BACKREST

Dolly is a new family of modular sofas, armchairs and benches created to furnish public spaces.

Inside the collection there are also coffee tables, that can be linked to the sofa/armchair front leg and freestanding tables. Sofa and armchair can be upholstered in fabric or leather (not removable).

TECHNICAL FEATURES

Structure: backrest, armrests and technical panels are in coldpressed foam with metallic insert. Seats with structure in solid Fir and Poplar plywood supports the system of elastic spring bands.

Padding: in differentiated density Polyurethane foam.

Base: the feet are available in Chromed or matt White Snow powder coated metal.

FINISHES

Upholstery:

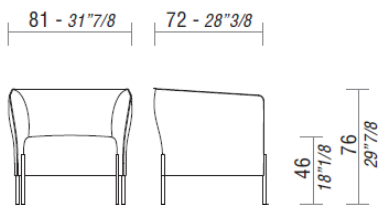
Smart Office – Fabric cat. B, F, G, L, Leather and Extra Leather.

Feet: Chromed or matt White Snow metal.

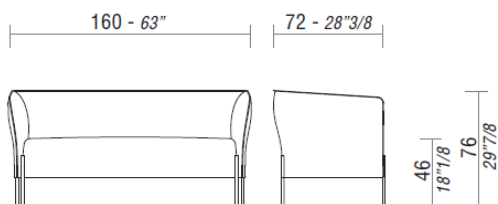
Table tops: table tops are in White HPL; the $\phi 28$ cm coffee table is available also in Sablè Lacquered finish.



DIMENSIONS



DOLLY, H76 armchair.



DOLLY, H76 sofa.



DOLLY, armchairs with low backrest and integrated coffee tables.

Product: EREMO ARMCHAIR AND CHAT SOFA

Dolly is a new family of modular sofas, armchairs and benches created to furnish public spaces.

The sofa and the armchair are available with high backrest, *Chat* and *Eremo*, that has the function of privacy screen.

It can be configured with two sofas, facing each other and linked by a technical panel. The padded panel can be equipped with wired table and TV arrangement.

Inside the collection there are also coffee tables, that can be linked to the sofa/armchair front leg and freestanding tables.

Sofa and armchair can be upholstered in fabric or leather (not removable) while *Chat* sofa and panel can be upholstered with two different fabrics (one for inner shell and the other for exterior shell, to be defined when ordering).

It is possible to add a canopy to *Dolly Eremo* and *Dolly Desk* to increase the privacy.



TECHNICAL FEATURES

Structure: backrest, armrests and technical panels are in coldpressed foam with metallic insert. Seats with structure in solid Fir and Poplar plywood supports the system of elastic spring bands.

Padding: in differentiated density Polyurethane foam.

Base: the feet are available in Chromed or matt White Snow powder coated metal.

FINISHES

Upholstery:

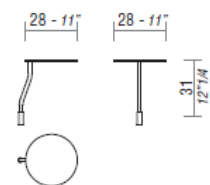
Smart Office – Fabric cat. B, F, G, L, Leather and Extra Leather.

Feet: Chromed or matt White Snow metal.

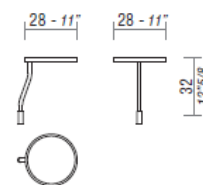
Table tops: table tops are in White HPL; the $\phi 28$ cm coffee table is available also in Sablè Lacquered finish.

ACCESSORY COFFEE TABLES FOR:

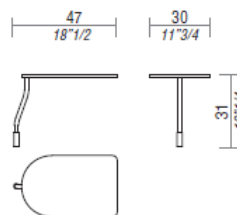
- sofa and armchair with low backrest
- Chat sofas and Eremo armchairs



$\phi 28$ cm in HPL, th 1cm.




$\phi 28$ cm Lacquered, th 2cm.



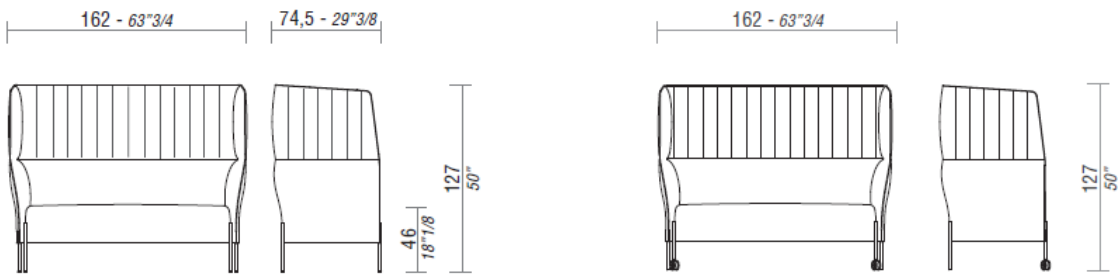
Coffee table 47x30 in HPL.

Product: EREMO ARMCHAIR AND CHAT SOFA

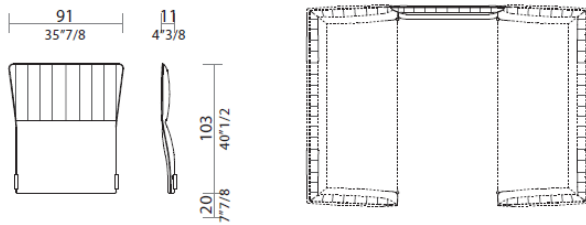
DIMENSIONS



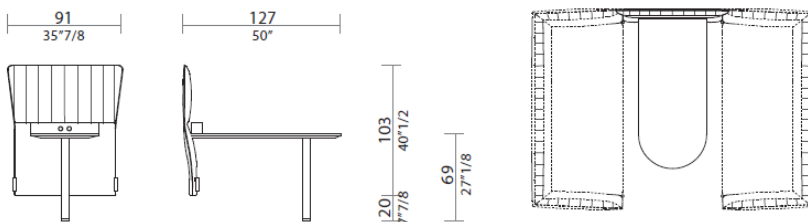
DOLLY, Eremo armchair with and without castors.



DOLLY, Chat sofa with and without castors.



Dolly Chat technical panel.



Dolly Chat technical panel with wired table.

CHAT SOFAS COMPOSITIONS



DOLLY, Chat sofas composition with wired technical panel.



DOLLY, Chat sofas composition with wired technical panel and canopy.

DOLLY FAMILY



Product: DOLLY DESK

Dolly is a new family of modular sofas, armchairs and benches created to furnish public spaces.

Dolly Desk is available with H76 cm desk integrated in the lined backrest, for a temporary isolated workstation, with visual and acoustics privacy.

TECHNICAL FEATURES

Structure: backrest, armrests and technical panels are in coldpressed foam with metallic insert. Seats with structure in solid Fir and Poplar plywood supports the system of elastic spring bands.

Padding: in differentiated density Polyurethane foam.

Base: the feet are available in Chromed or matt White Snow powder coated metal.

FINISHES

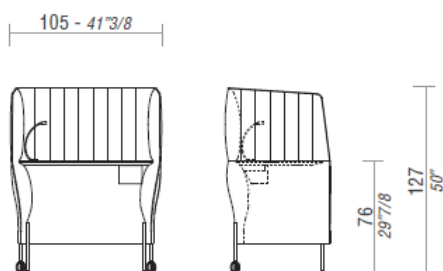
Upholstery:

Smart Office – Fabric cat. B, F, G, L, Leather and Extra Leather.

Feet: Chromed or matt White Snow metal.



DIMENSIONS



DOLLY DESK, with integrated table.

Product: MODULAR BENCH

Dolly family has also the bench system with several possibilities of configuration, that can be obtained by combining 2 and 3 seats, joined by linear, 60° or 90° coffee tables connection.

The benches can be equipped with backrest and armrests, according to the requirements. Fabric and leather covers are not removable. The feet are in Chromed or matt White Snow powder coated metal.

TECHNICAL FEATURES

Structure: seat and backrest are in coldpressed foam with metallic insert. Seats with structure in solid Fir and Poplar plywood supports the system of elastic spring bands.

Padding: in differentiated density Polyurethane foam.

Base: feet in Chromed or matt White Snow powder coated metal.

FINISHES

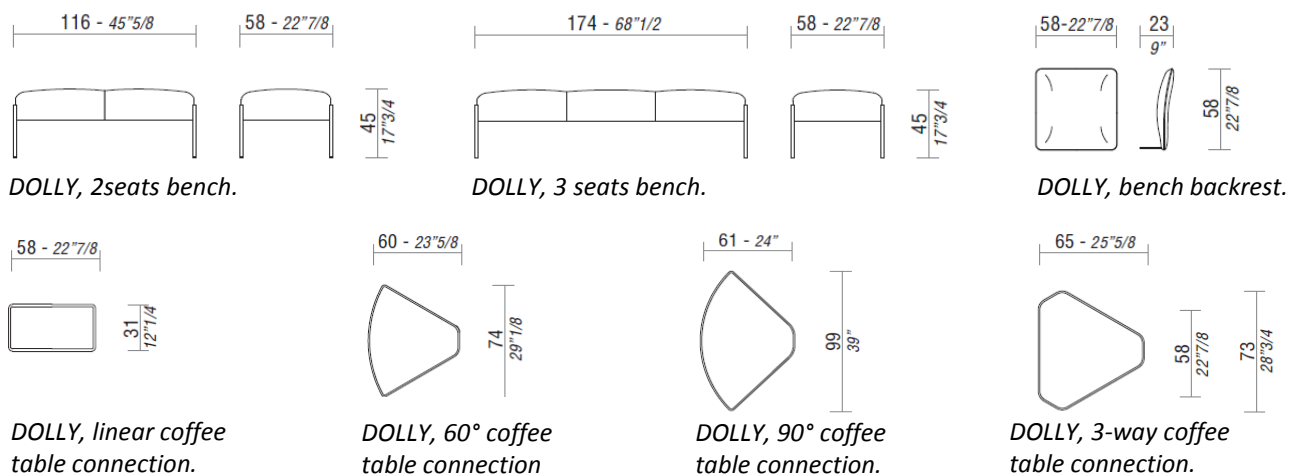
Upholstery: Smart Office – Fabric cat. B, F, G, L, Leather and Extra Leather.

Base: feet in Chromed or matt White Snow powder coated metal.

Accessory table tops: Sablè lacquered MDF panels, available in different sample collection colours. The $\phi 28$ cm coffee table is also available in White HPL. For the dimensions see the examples for sofa and armchair.



DIMENSIONS



COMPOSITION EXAMPLES

