


# Modo

Design by Baldanzi & Novelli

Modo is an office chair with a shiny plastic backrest frame that can be upholstered in mesh or in fabric. The seat is made up of a multilayer load-bearing wooden core covered by cold foam padding. The back is available in comfort mesh or quilted in fabric or leather. The base is available in the polyamide or aluminum version. The  $\varnothing 65$  self-locking swivel casters are made of soft or hard rubber. The synchro mechanism allows adjusting the 60 mm seat in 6 positions and the backrest tension, and is fitted with a side-shift with anti-shock lock that can be adjusted in any of 3 positions.



# TECHNICAL FEATURES



## Seat

Structure in multilayered poplar wood, reinforced with metal bars for armrest linkage. The padding is in cold-molded polyurethane foam, with density 30 kg/mc, upholstered in fabric or leather.

## Backrest

Fibre-charged polypropylene bearing structure with gloss finish polyamide cover. Adjustable lumbar support (range 70 mm) in gloss finish polyamide with polyurethane foam.

The backrest is available in:

- Confort mesh version: in high strength polyester mesh;
- Padded version: with bearing structure in mesh, padded with low density open cells polyurethane and upholstered in leather or fabric.
- Quilted version: structural frame with elastic bands padded in polyurethane and upholstered with quilted fabric.

## Upholstery

Fabric cat. B-F-G-L, leather, extra leather.

## TECHNICAL FEATURES



### Base

The 68 cm diameter base is available in polyamide or aluminum version. The self-braking, swivel castors,  $\varnothing$  65, are available in soft or hard rubber (black for polyamide base and with aluminum central disk for aluminum base). Available also on feet.

### Armrests

2D adjustable version (height and depth), in polyamide or polished aluminum;

3D adjustable (height, width and depth), in polyamide or polished aluminum;

Support for polished aluminum version;

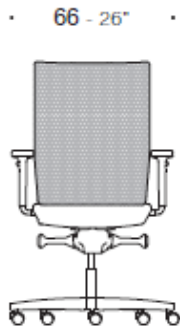
Upper armrests in soft polyurethane.



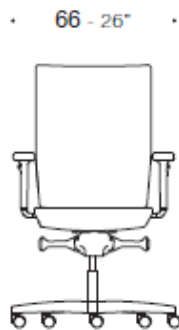
### Mechanisms and adjustments

Syncro with seat shift system, allows the angle adjustment between the seat and the backrest (in 3 different positions), the seat depth and the side tension.

# DIMENSIONS




40 - 52  
15 3/4" - 20 1/8"  
102 - 114  
40 1/8" - 44 1/8"



40 - 52  
15 3/4" - 20 1/8"  
102 - 114  
40 1/8" - 44 1/8"

Modo, chair with backrest in mesh and armrests

Modo, chair with padded backrest and armrests



40 - 52  
15 3/4" - 20 1/8"  
102 - 114  
40 1/8" - 44 1/8"

Modo, chair with quilted backrest and armrests

## MECCANISMI E REGOLAZIONI



syncro with side shift mechanism  
- standard



height adjustment  
- standard



backrest tension adjustment  
- standard



lumbar support adjustment  
- standard



seat depth adjustment  
- standard



Modo, chair with backrest in mesh and black structure



Modo, chair with backrest in mesh and chairs with padded backrest

---

## CERTIFICAZIONI

MODO chair has exceeded the strictest tests and offers full guarantees on the quality of used materials. MODO has obtained the conformity attestation for video terminal seating and for UNI EN 1335:2000 type A.

In conformity to:

- UNI EN 1335-1 – UNI EN 1335-2 – UNI EN 1335-3 Safety, stability, strenght and durability for office chair – TYPE A
- UNI 9175 – 1IM Reaction to fire - fabric Cat.30.



## **HEADQUARTER**

Estel Group srl  
Via Santa Rosa 70  
36016 Thiene (VI) – Italy  
Tel. +39 0445 389611  
Fax +39 0445 808801  
[www.estel.com](http://www.estel.com)

The information shown is based on the latest published pricelists. Estel reserves the right to make any necessary changes to the products shown at any time without notice

**ESTEL rev. 07\_06/2020**

---